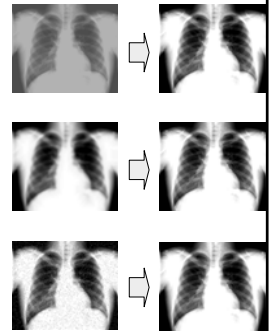


PAM3012  
 Digital Image Processing for  
 Radiographers  
 Noise & Image Restoration

### Image Restoration

- Image Enhancement
  - Improve appearance of image
  - Subjective
- Image Restoration
  - Recover image after degradation
  - Objective
- Concentrate on Removal of Noise

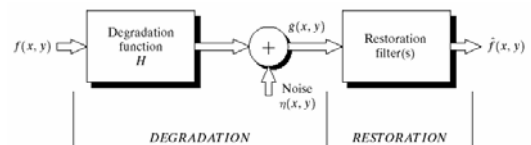


### Image Restoration

- Some restoration techniques are better formulated in spatial domain and others in frequency domain
- Spatial
  - Additive noise
- Frequency
  - Periodic Noise
  - Blurring

### Model Degradation/Restoration Process

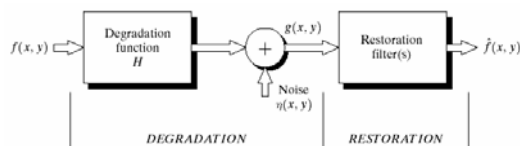
- To restore an image we must model degradation process so that reverse process can be applied
- Model: Degradation Function + Additive Noise



- Objective of restoration is to obtain estimate of  $\hat{f}(x, y)$
- Given  $g(x, y)$  and some knowledge about  $H$  &  $\eta(x, y)$

### Model Degradation/Restoration Process

- Model: Degradation function + additive noise



- Representation in frequency domain

$$G(u, v) = H(u, v) \times F(u, v) + N(u, v)$$

### Noise Models

- Principle sources of noise in digital images arise during acquisition and/or transmission
  - Sensor noise
  - Transmission
  - Display
- Noise can be characterised by it's Spatial & Frequency Properties

## Noise Probability Density Functions

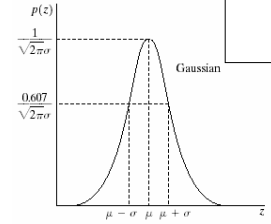
- Statistical behaviour of grey-level values in the noise component of image,  $n(x,y)$ 
  - Histogram of noise component
- Common PDF found in image processing...
  - Gaussian and Impulse

## Gaussian Noise

- PDF of Gaussian noise

$$p(z) = \frac{2}{\sqrt{2\pi}\sigma} e^{-\frac{(z-\mu)^2}{2\sigma^2}}$$

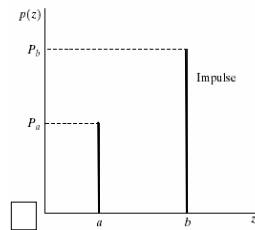
- $z$  = grey-level
- $\mu$  = mean value of  $z$
- $\sigma$  = standard deviation



## Impulse Noise


- PDF of Impulse noise

$$p(z) = \begin{cases} P_a & \text{for } z = a \\ P_b & \text{for } z = b \\ 0 & \text{otherwise} \end{cases}$$



- Also referred to as *salt-and-pepper* noise
- Impulse noise is generally large
  - often digitised as black & white values in image

## Effect of Noise on Image



## Periodic Noise

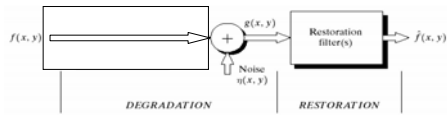
- Electrical or mechanical interference during acquisition
- The only type of spatially dependent noise



## Estimation of Noise Parameters

- Periodic Noise
  - Inspection of Fourier Image
- Determining PDF
  - Sensor specifications
  - Inspection of histogram of 'flat' image
  - Determine shape of Gaussian by measuring  $\mu$  &  $\sigma$

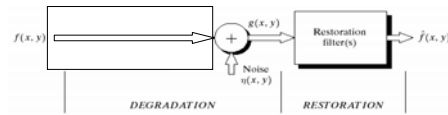
## Restoration in the Presence of Noise Only



Restoration Processes:

- Spatial Domain Filtering
  - Additive Noise (Gaussian & Impulse Noise)
- Frequency Domain Filtering
  - Periodic Noise

## Restoration in the Presence of Noise Only



- Noise only therefore no degradation term:

$$G(u,v) = H(u,v) \times F(u,v) + N(u,v)$$

Becomes  $G(u,v) = F(u,v) + N(u,v)$

Now easier to represent in spatial domain  $g(x,y) = f(x,y) + \eta(x,y)$

## Restoration in the Presence of Noise Only - Additive Noise

### Spatial Filtering

- Method of choice when only additive noise is present
  - I.e. Gaussian or Impulse
- Mean Filter
- Median Filter

## Restoration in the Presence of Noise Only - Additive Noise

### Spatial Filtering

$$R = \frac{1}{mn} \sum_{i=0}^{nm} z_i$$

- Mean (or Box) Filter



Image corrupted with Gaussian Noise

## Restoration in the Presence of Noise Only - Additive Noise

### Spatial Filtering

- Median Filter



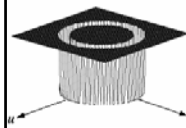


Image corrupted with Salt-and-Pepper Noise

## Restoration in the Presence of Noise Only - Periodic Noise

### Frequency Domain Filtering

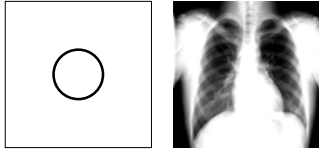
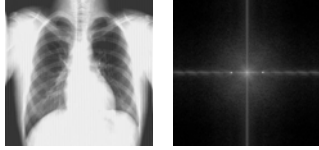
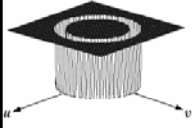
- Band reject Filter



## Restoration in the Presence of Noise Only - Periodic Noise

### Frequency Domain Filtering

- Band-reject Filter



## Restoration in the Presence of Noise Only - Periodic Noise

### Frequency Domain Filtering

- Notch Filter

